





NOTES:  
 DESIGN AND SPECIFICATIONS SUBJECT TO CHANGE BY MANUFACTURE.  
 POST AND FOOTING - AS REQUIRED BY SITE CONDITIONS AND CODES.

POST CAP OPTIONS			
NEW ENGLAND	GOTHIC	INSIDE PYRAMID	OUTSIDE PYRAMID
			

*Wholesale*  
**FENCING.COM**

**EverGuard® Ranch Three Rail  
 8' Nominal Panel - Elevation / Section**

DATE: 08.28.13

SCALE: 1/2" = 1'- 0"

BY: DDD

DWG #: EG.RR.3R

COPYRIGHT ©